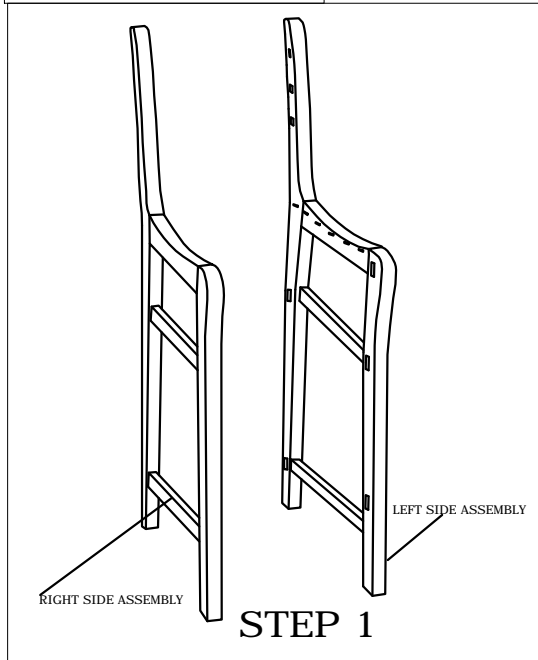


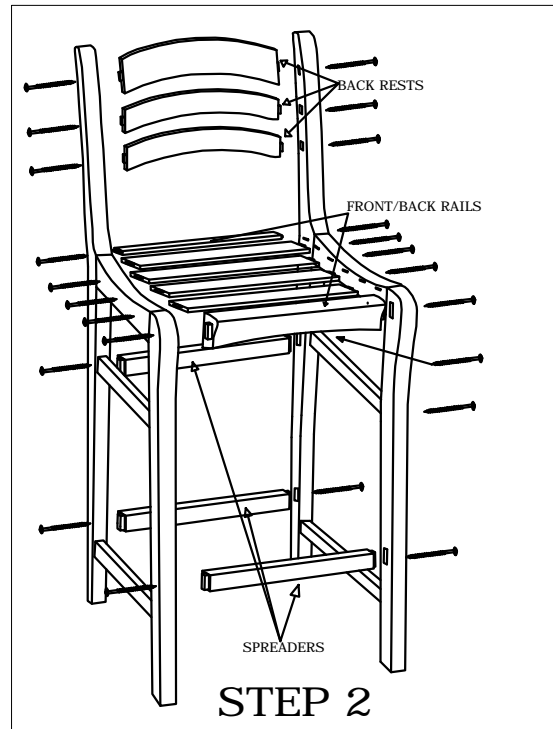
AVANTI BAR SIDE CHAIR

BREEZESTAtm Recycled Poly Furniture

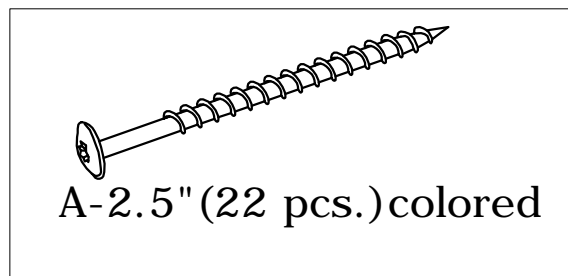
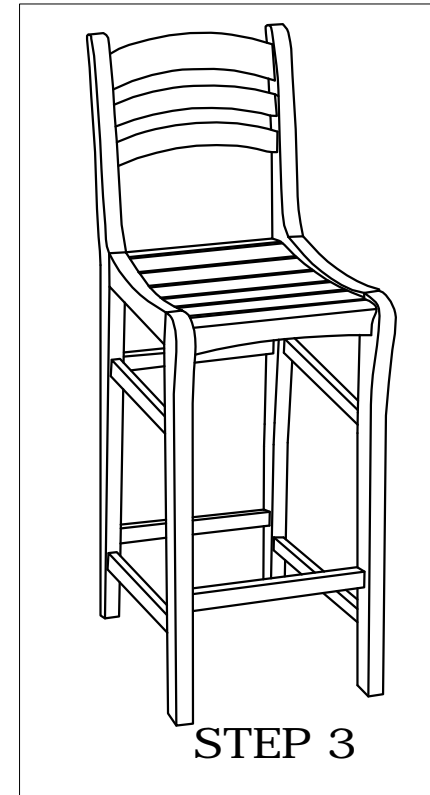
AV-0604



Step 1. Align right and left side assemblies as shown.



Step 2. Place spreaders into mortise (pocket) inside assemblies as shown. Loosely attach with screws "A." Follow this procedure with rails and slats, followed by back rests.



- LIST OF PARTS
- Right Side (1)
 - Left Side (1)
 - Slats (5)
 - Spreaders (3)
 - Front Rail (1)
 - Back Rail (1)
 - Back Rests (3)
 - Colored Screws "A" (22)
 - Insert Bit Tool (1)