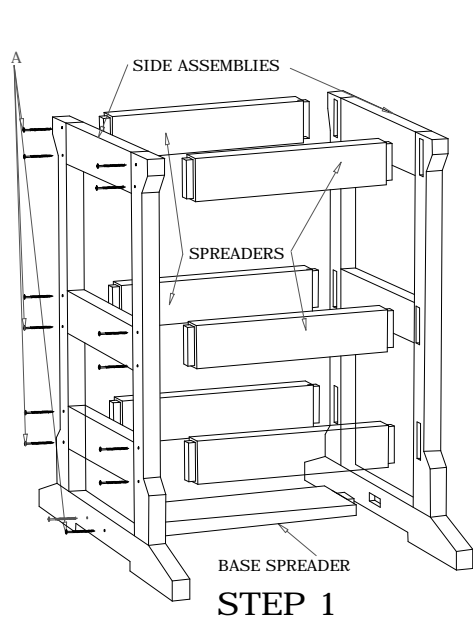


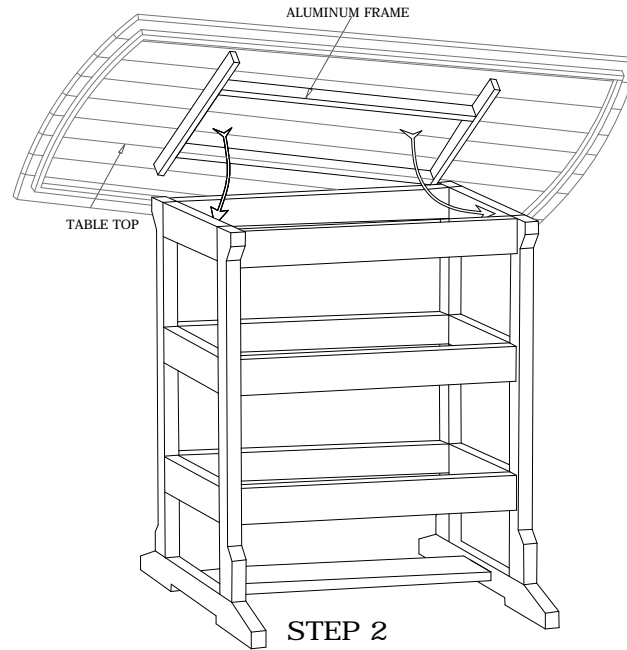
42" X 84" BAR TABLE

BH-0916

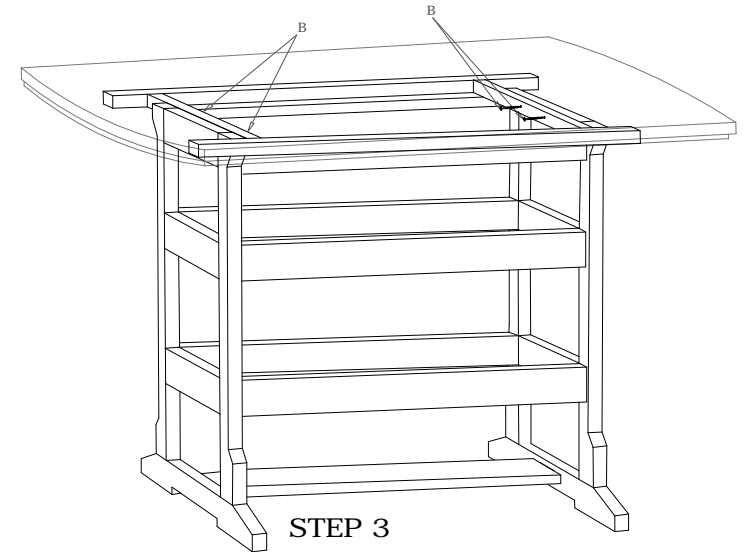
BREEZESTA™
Recycled Poly Furniture



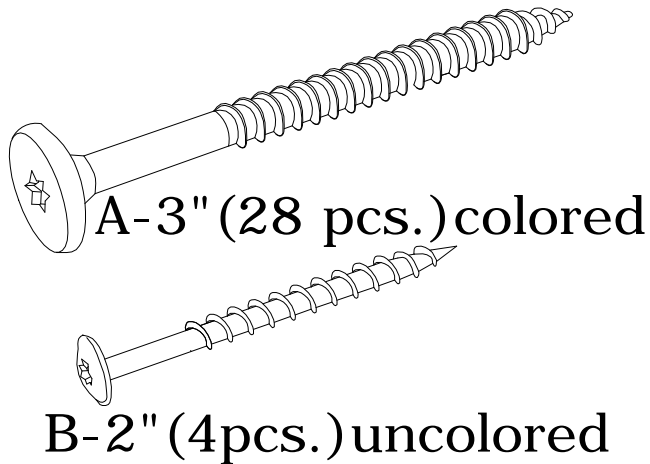
Attached Side Assemblies to Spreaders by placing the tenon into the mortise (pocket) and attaching with screws (B) as shown.



Place the table top on the base so that the aluminum frame on the table top fits within the base as shown above



Attach Table Top to base using uncolored screws (B). From the underside screw through pre-drilled holes in the aluminum frame into base assembly.



- LIST OF PARTS
- Side Assemblies (2)
 - Spreaders (6)
 - Base Spreader (1)
 - Table Top (1)
 - Colored Screws "A" (28)
 - Un-Colored Screws "B" (4)
 - Insert Bit Tool (1)

