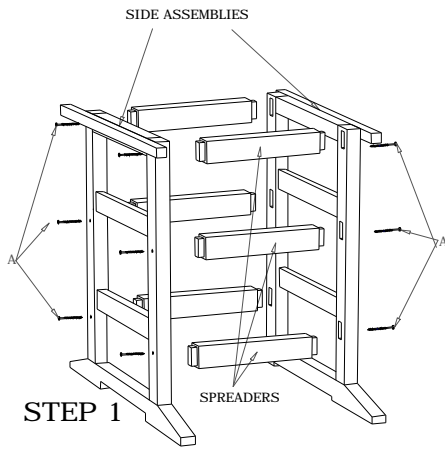


26" ROUND BAR TABLE


BH-0906

BREEZESTA tm
Recycled Poly Furniture



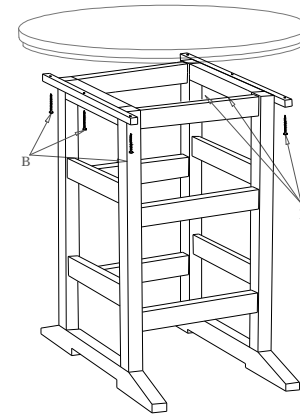
STEP 1

Attach Side Assemblies to Spreaders by placing the tenon into the mortise (pocket) and attaching with screws (A) as shown.



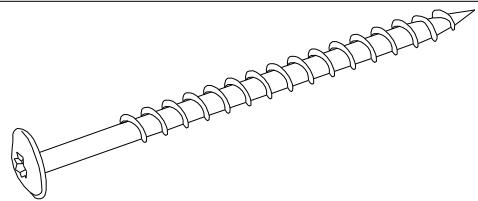
STEP 2

Place the table top on the base so that the table top fits with in the base as shown above

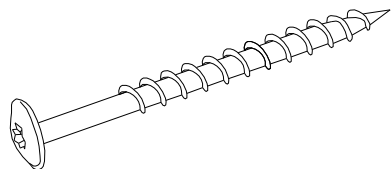


STEP 3

Attach Table Top to base using uncolored screws (B). From the underside screw through pre-drilled holes in the attached rail into table top.



A-2.5" (12pcs.) colored



B-2" (6pcs.) uncolored

- LIST OF PARTS
- Side Assemblies (2)
 - Spreaders (6)
 - Table Top (1)
 - Colored Screws "A" (12)
 - Un-Colored Screws "B" (6)
 - Insert Bit Tool (1)

